



Accessibility: Considerations for Instruction at JHSPH

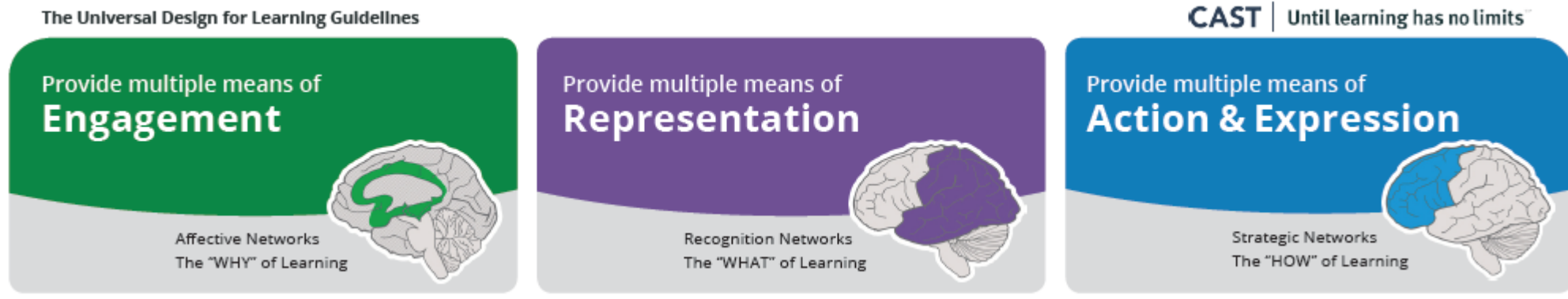
CELINE GREENE

SR. INSTRUCTIONAL TECHNOLOGIST,
HOPKINS UDL AMBASSADOR
CENTER FOR TEACHING AND LEARNING
JOHNS HOPKINS BLOOMBERG SCHOOL OF PUBLIC HEALTH


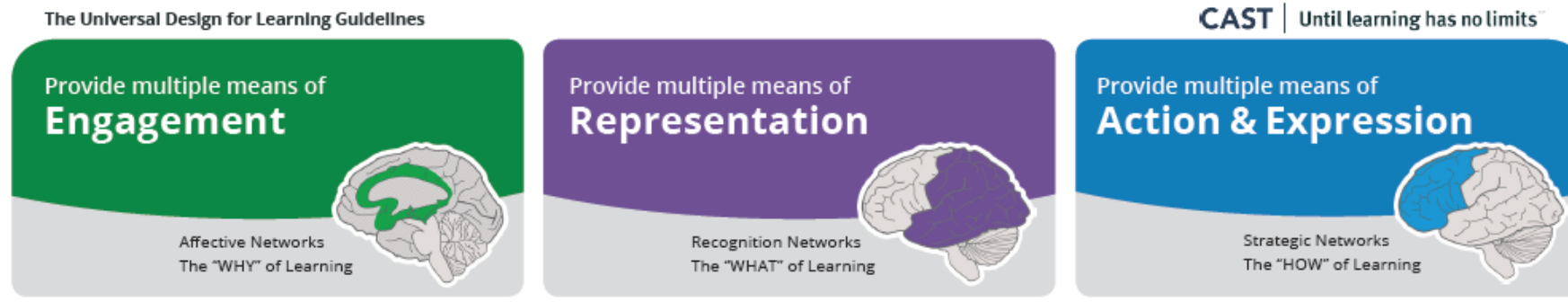
WWW.JHSPH.EDU | CTL.JHSPH.EDU

What is UDL?

“ A “framework to improve and optimize teaching and learning for all people based on scientific insights into how humans learn”¹ whose ultimate goal is to develop expert learners.



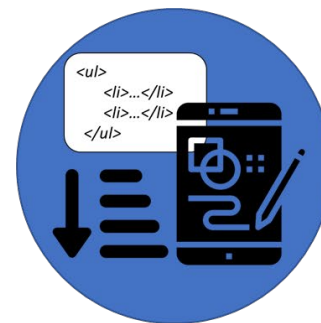
UDL's Principles Alongside WCAG Accessibility Guidelines



Perceivable



Operable



Understandable

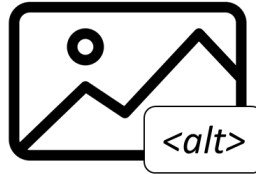
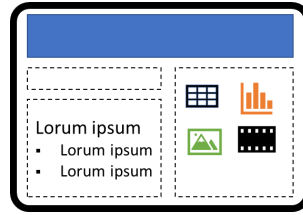


Robust

Getting Started

- ▶ Use templates
- ▶ Use built-in tools, including Styles, to maintain structure & formatting
- ▶ Consider color contrast ratios & never rely on color alone
- ▶ Provide alternative text for images
- ▶ Use accessibility checkers
- ▶ Provide captions & alternative accessible formats for video & audio
- ▶ Become familiar with University resources
 - ▶ *Office of Institutional Equity Electronic Information Technology (EIT) site:*
<https://tinyurl.com/JHUEITStart>

Summarized Checklist



Created by DinosoftLab from Noun Project

<http://www...>

Category 1	Category 2
Item 1	Detail 1
Item 2	Detail 2
Item 3	Detail 3



THANK YOU



Everyone plays a part in building & fostering a learning environment – both physical & virtual – to accommodate all students by:

- Committing to equal opportunity
- Recognizing JHU responsibilities and resources
- Employing the UDL framework

This is a community effort.